

Name: _____

Date: _____

Life Science

Period: _____

Invertebrates: *Symmetry*

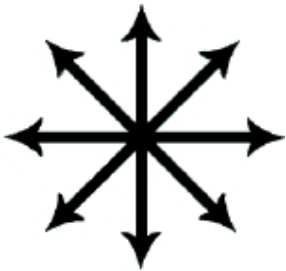
Discovering Symmetry

Identify the images below as exhibiting:

- **RADIAL** symmetry: equal parts are arranged around a central point
- **BILATERAL** symmetry: can be divided into two equal halves
- **ASYMMETRY**: no symmetry at all

In each image, draw the lines of symmetry to give proof to your answer.

Remember: the image may show the organism at a certain angle, which may make it appear as one type of symmetry instead of the correct one. Please evaluate each image thoroughly before rushing to judgment.



1. _____



2. _____




3. _____



4. _____



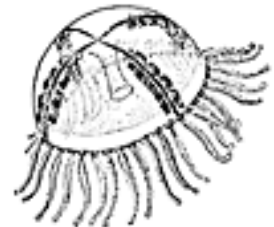
5. _____



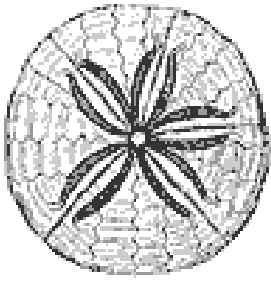
6. _____



7. _____




8. _____



9. _____



10. _____




11. _____



12. _____



13. _____




14. _____



15. _____




16. _____



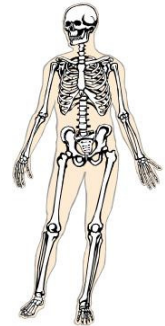
17. _____



18. _____



19. _____



20. _____

21. What types of symmetry exist among living things? _____

22. Do you think that asymmetrical organisms tend to be more or less complex than symmetrical organisms? Explain your answer.
